


## Grundejerforeningen Korslund


### Resultatopgørelse 2020

|                        | Regnskab       |            | Budget     |            |
|------------------------|----------------|------------|------------|------------|
|                        | 2020           | 2019       | 2022       | 2021       |
| <b>Indtægter:</b>      | Kr.            | Tkr.       | Tkr.       | Tkr.       |
| Kontingenter 111 huse  | 99.900         | 100        | 133        | 133        |
| Bonus TryghedsGruppen  | 228            | 0          | 0          | 0          |
| <b>Indtægter i alt</b> | <u>100.128</u> | <u>100</u> | <u>133</u> | <u>133</u> |
| <br>                   |                |            |            |            |
| <b>Udgifter:</b>       |                |            |            |            |
| Grønne områder         | 31.125         | 30         | 50         | 139        |
| Beplantning            | 8.159          | 12         | 30         | 0          |
| Legeplads              | 17.375         | 0          | 0          | 0          |
| Snerydning             | 21.375         | 21         | 30         | 22         |
| Forsikring             | 4.397          | 5          | 5          | 5          |
| Kontorhold             | 1.342          | 2          | 2          | 2          |
| Generalforsamling      | 3.686          | 4          | 6          | 6          |
| <b>Udgifter i alt</b>  | <u>87.459</u>  | <u>74</u>  | <u>123</u> | <u>174</u> |
| <br>                   |                |            |            |            |
| Resultat før renter    | 12.669         | 26         | 10         | -41        |
| Renter                 | -9             | 0          | 0          | 0          |
| <b>Resultat</b>        | <u>12.660</u>  | <u>26</u>  | <u>10</u>  | <u>-41</u> |
| <br>                   |                |            |            |            |
| <b>Balance</b>         |                |            |            |            |
| <br>                   |                |            |            |            |
| <b>Aktiver:</b>        |                |            |            |            |
| Indest. Spar. V,       | 145.489        |            |            |            |
| Garantbevis            | 2.000          |            |            |            |
| <b>Aktiver i alt</b>   | <u>147.489</u> |            |            |            |
| <b>Passiver:</b>       |                |            |            |            |
| Overført egenkapital   | 85.629         |            |            |            |
| Årets resultat         | 12.660         |            |            |            |
| Forudbet. kontingenter | 49.200         |            |            |            |
| <b>Passiver i alt</b>  | <u>147.489</u> |            |            |            |




Kasserer - Elna Elefsen

Regnskabet er gennemgået og revideret. Ingen bemærkninger.



Revisor - Flemming Riisager



Revisor - Steen Hansen